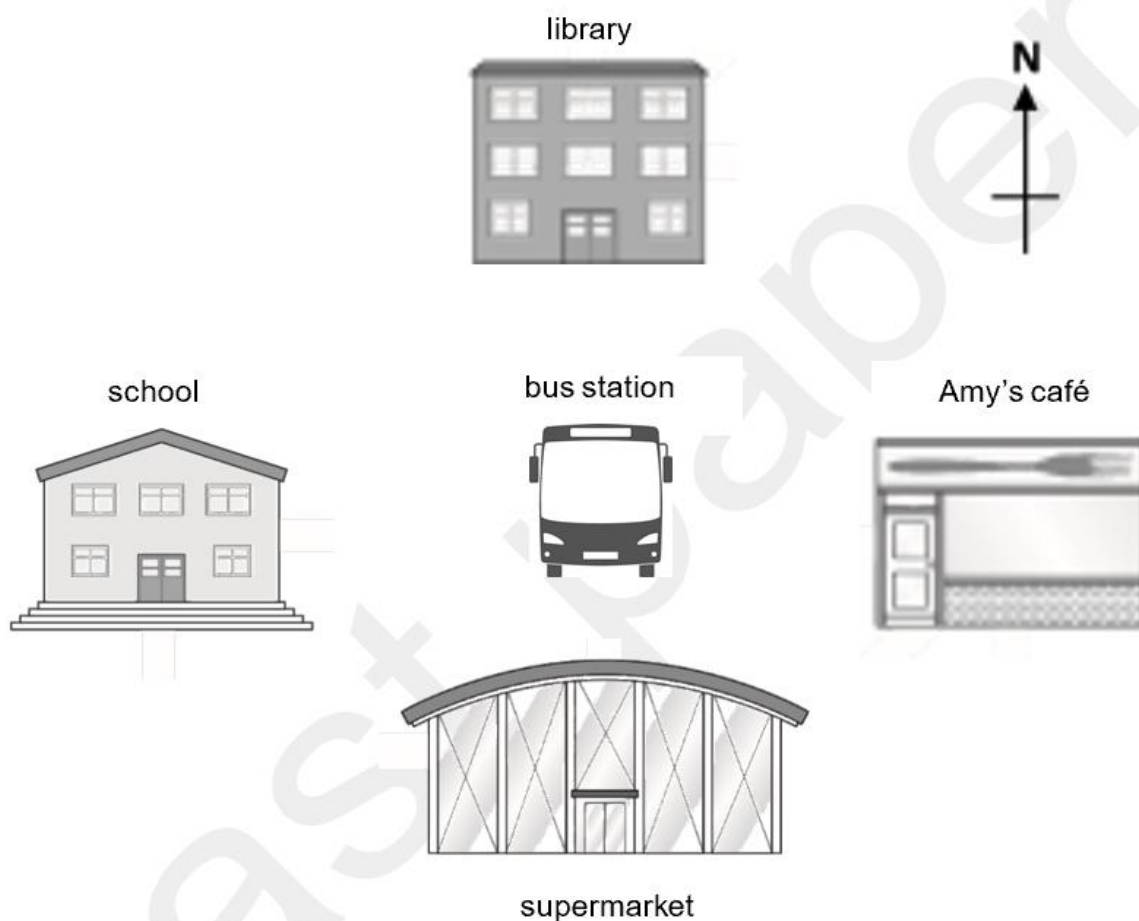


Non-calculator Exam Questions

NCFE

1.

This diagram shows some of the buildings near Amy's café.



Where is Amy's café?

Tick (✓) your answer.

[1 mark]

south west from
the school

south east from
the library

north west from
the supermarket

north east from
the bus station

A ()

B ()

C ()

D ()

2.

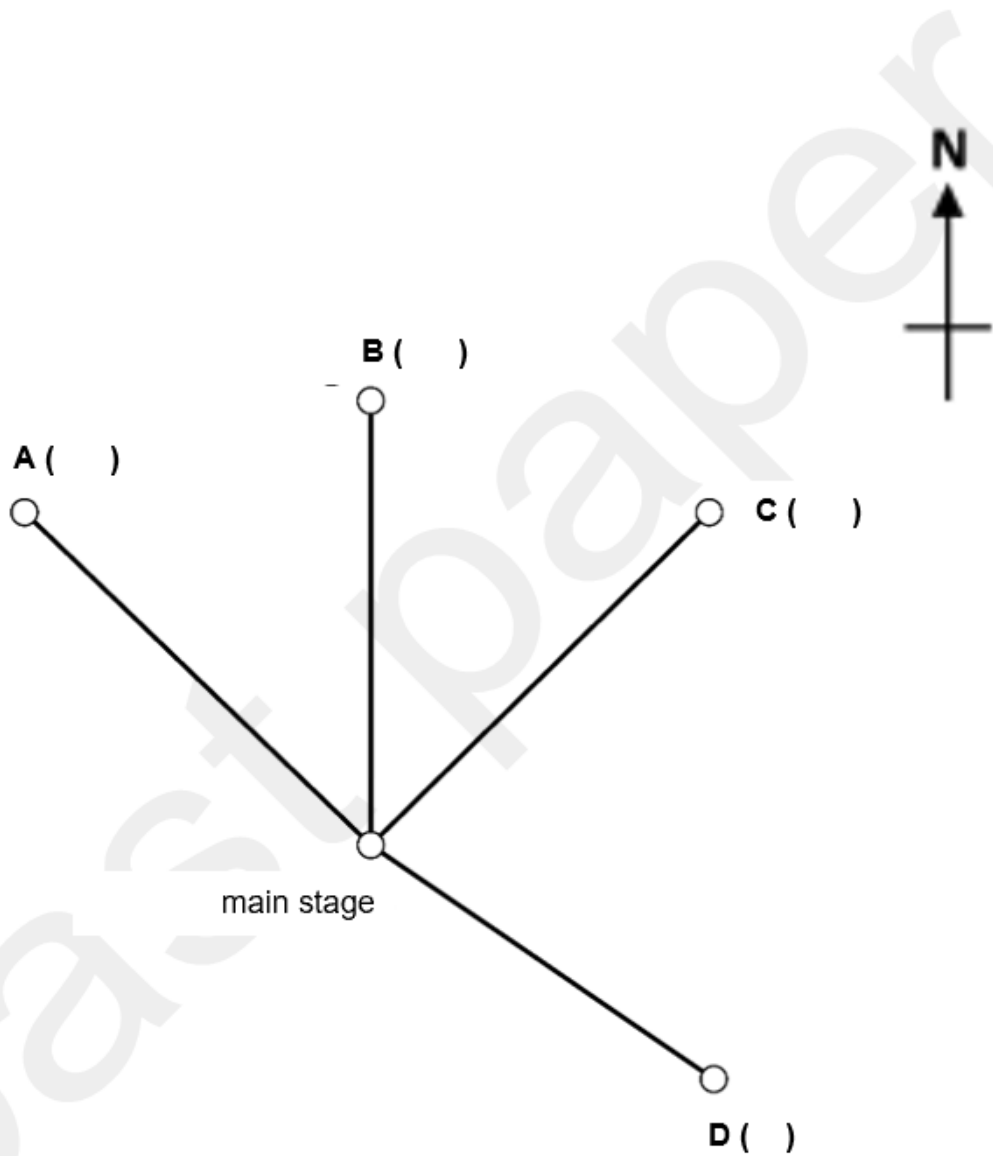
Rishi plans the layout of the festival area.

The toilets will be to the north east of the main stage.

Where will the toilets be?

Tick (✓) your answer.

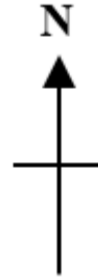
[1 mark]



City & Guilds

3.

A man is facing North.
He turns a half turn clockwise.



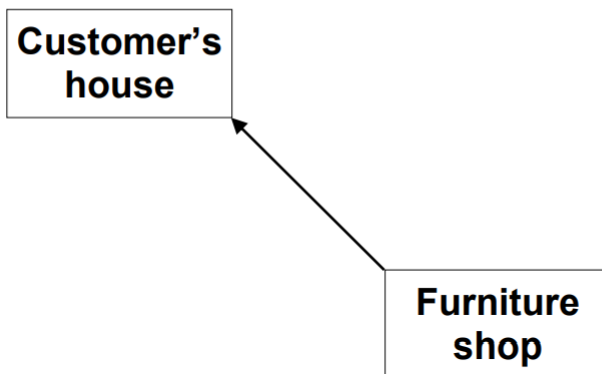
In which direction is he facing now?

.....

1 mark

4.

A delivery driver needs to go from the furniture shop to a customer's house.



In which direction is the customer's house?

.....

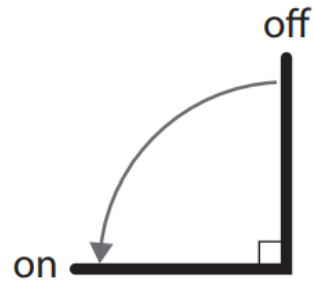
1 mark

Calculator Exam Questions

Edexcel

1.

The diagram shows how to turn on the water tap in the flat.



Riya turns the tap on.

What fraction does she turn the tap?

(1)

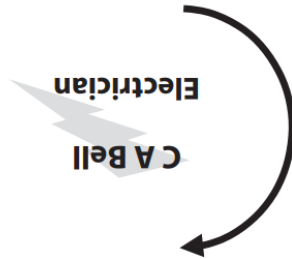
Show your answer in the box below.

2.

Bret needs to put a logo on a business card.

He prints the logo the wrong way up by mistake.

Bret needs to turn the logo the correct way up.



What fraction does Bret need to turn the logo?

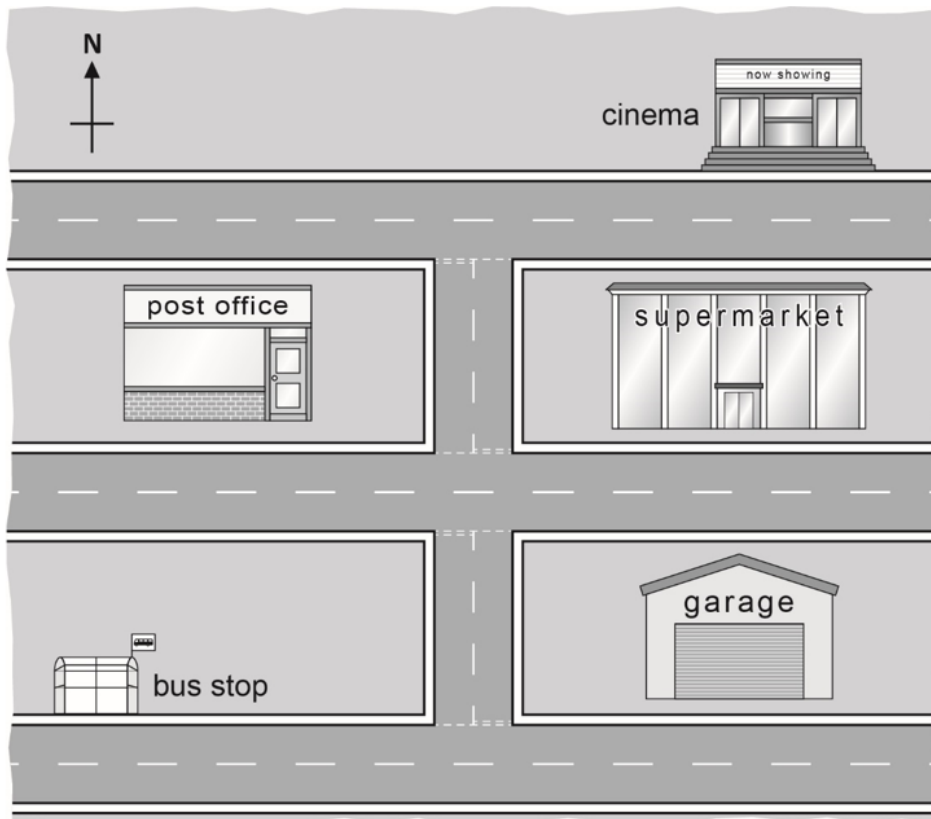
(1)

Show your answer here.

NCFE

3.

Mina and her friends get off the bus at the bus stop.



Which directions will they take to get to the cinema?

Tick (✓) your answer.

[1 mark]

west then north
then west

west then south
then west

east then north
then east

east then south
then east

A ()

B ()

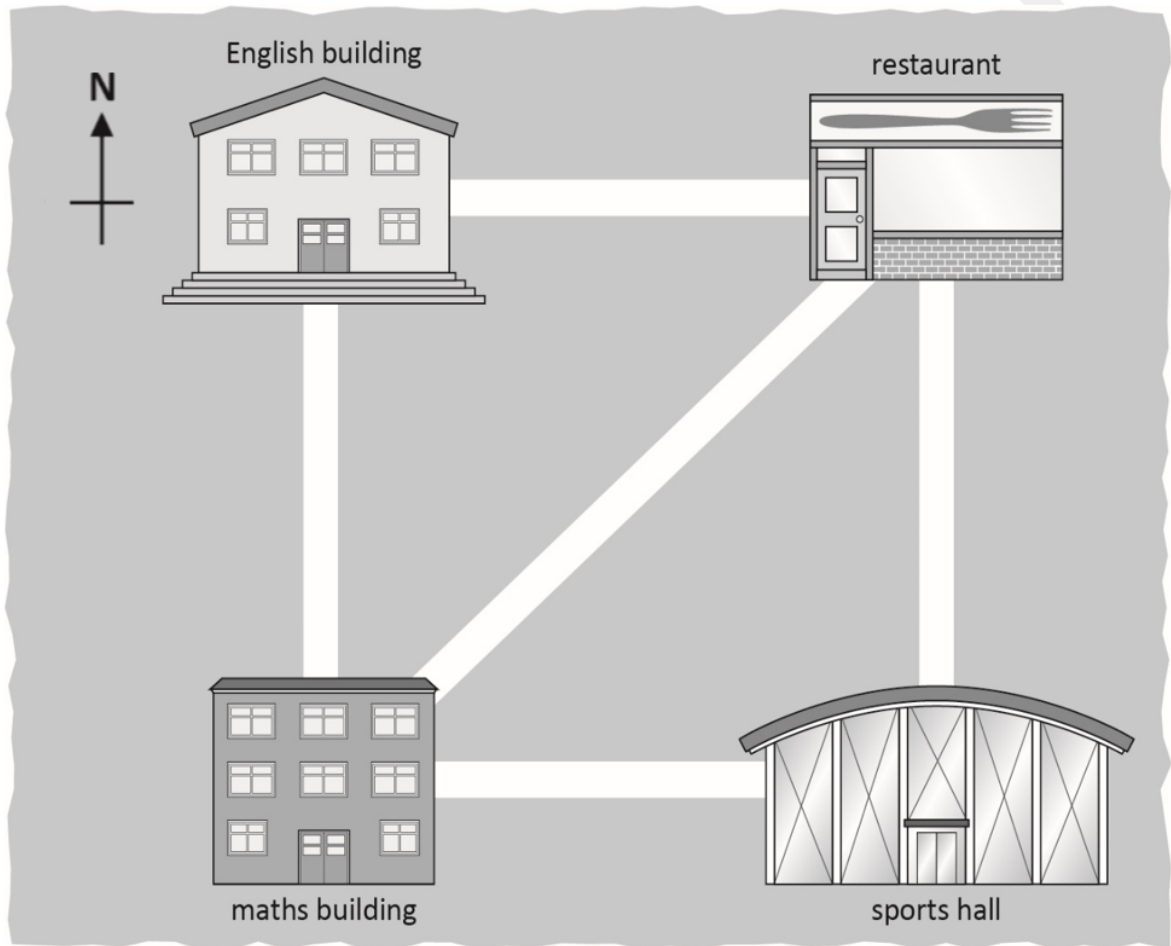
C ()

D ()

4.

Alex is in the maths building.

He walks the shortest route to the restaurant.



In which direction does Alex walk?

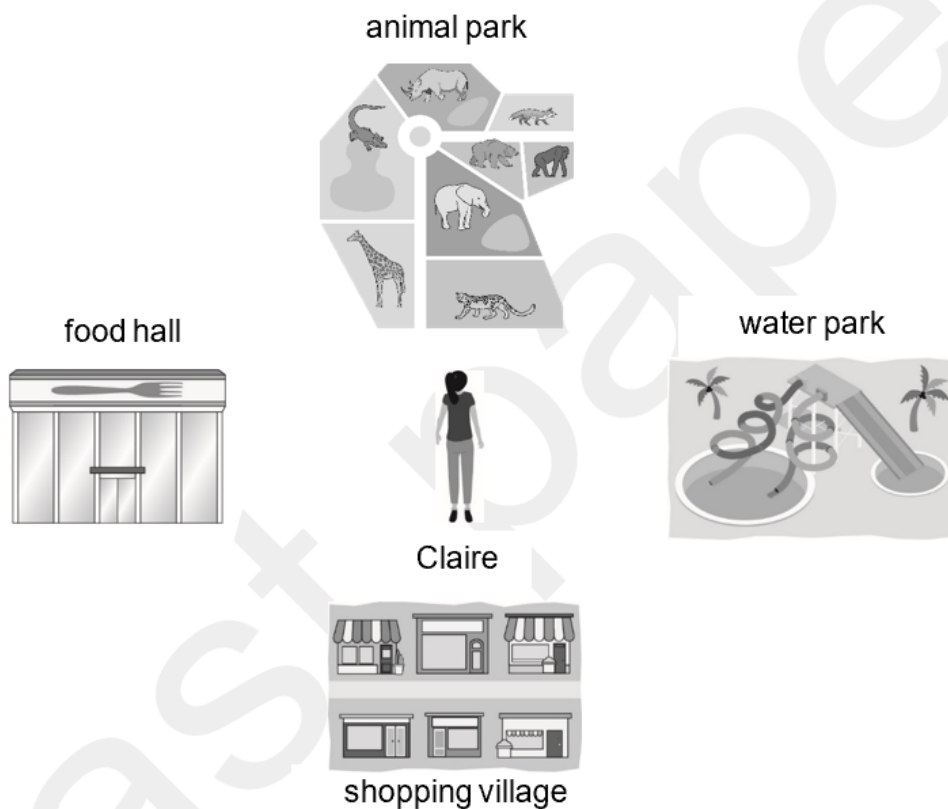
[1 mark]

5.

Claire visits a theme park.

She is standing in the centre, facing the animal park.

She turns to face the water park.



Which way does she turn?

Tick (✓) your answer.

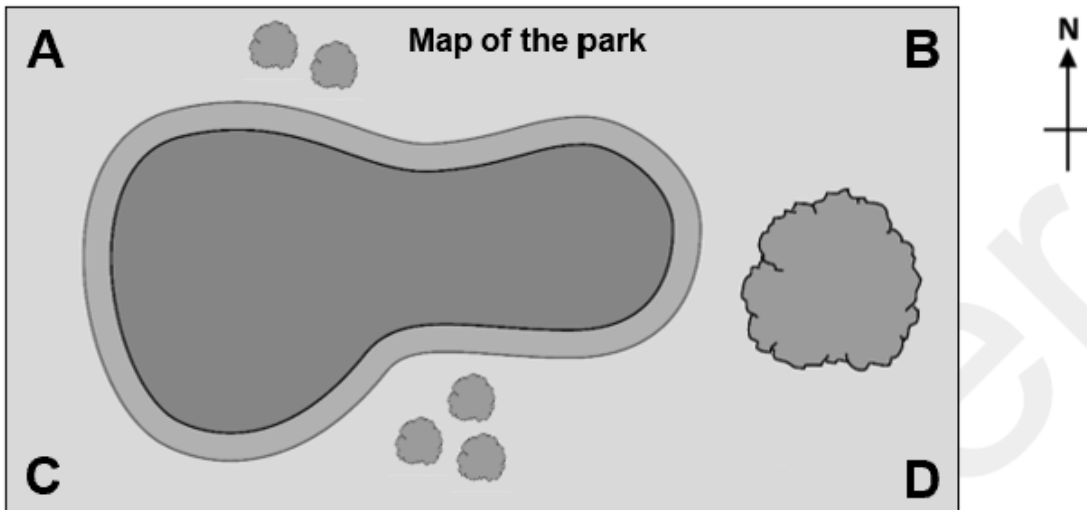
[1 mark]

- A () quarter turn to the right
- B () quarter turn to the left
- C () half turn to the right
- D () half turn to the left

6.

There is a shop in the south west corner of the park.

Where is the south west corner?



Tick (✓) your answer.

[1 mark]

A ()

B ()

C ()

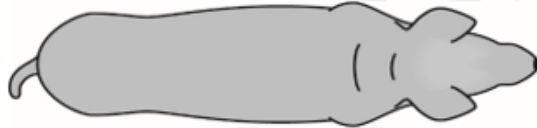
D ()

7.

Steven turns Alfie so he can cut his hair.



before turn



after turn

Which way does Steven turn Alfie?

Tick (✓) your answer.

[1 mark]

- A () half turn to the right
- B () quarter turn to the right
- C () half turn to the left
- D () quarter turn to the left

City & Guilds

8.

A scout group organises a Treasure Hunt. People will follow directions to look for clues **and** then answer questions.



Here is the direction to Clue One



In which direction is Clue One?

.....

1 mark

9.

A farmer needs more land for his animals. There is a field to rent nearby. He arranges to inspect the field.

He needs to check on a map the direction in which to travel from his farm.



In which direction will he travel?

.....

1 mark