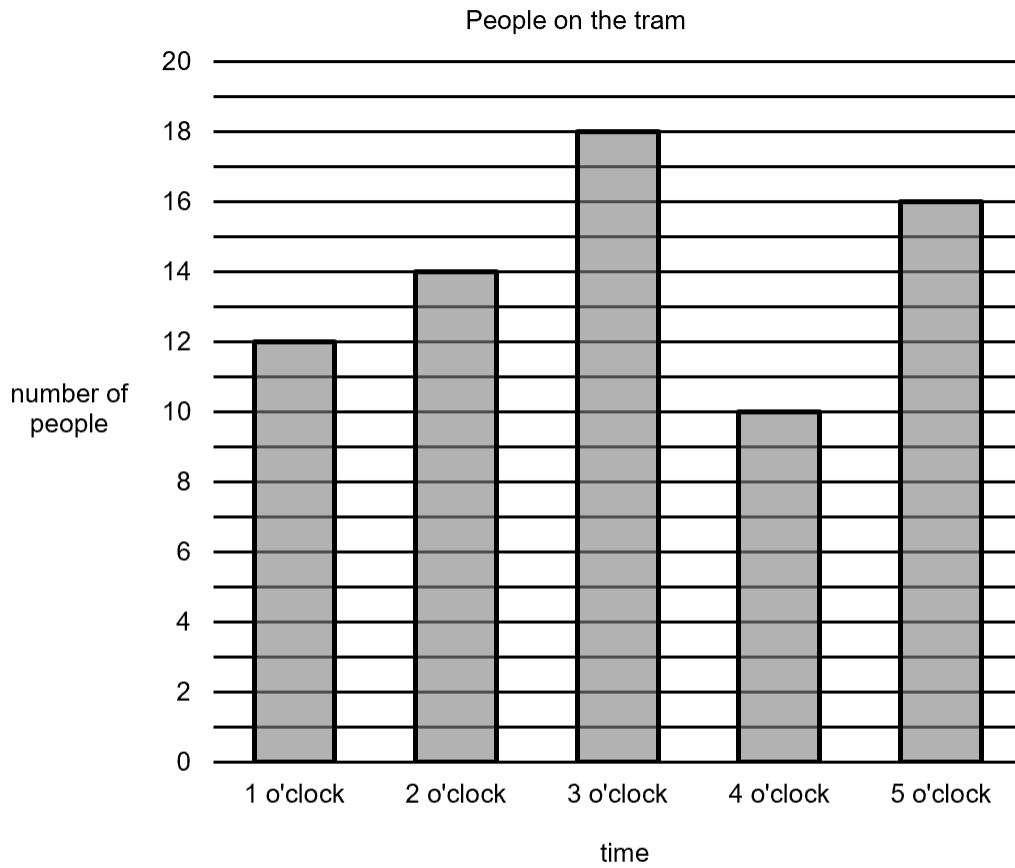


Non-calculator Questions

NCFE

1.

This chart shows the number of people on the tram.



At what time were the most people on the tram?

[1 mark]



Calculator Questions

Edexcel

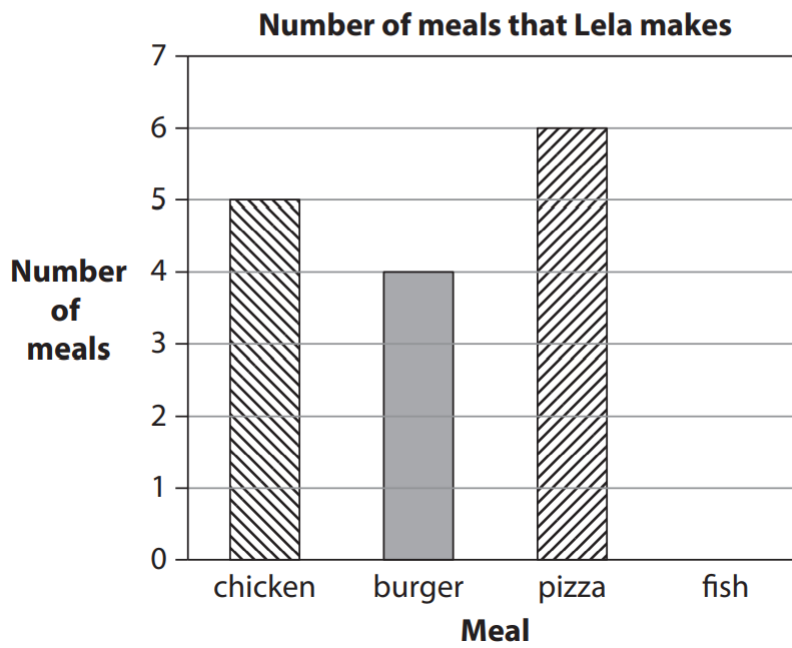
1.

Lela draws a chart to show how many meals she makes.

Lela makes 3 fish meals.


Show the number of fish meals on the chart

(1)



2.

Lela makes a tally chart of the meals people choose.

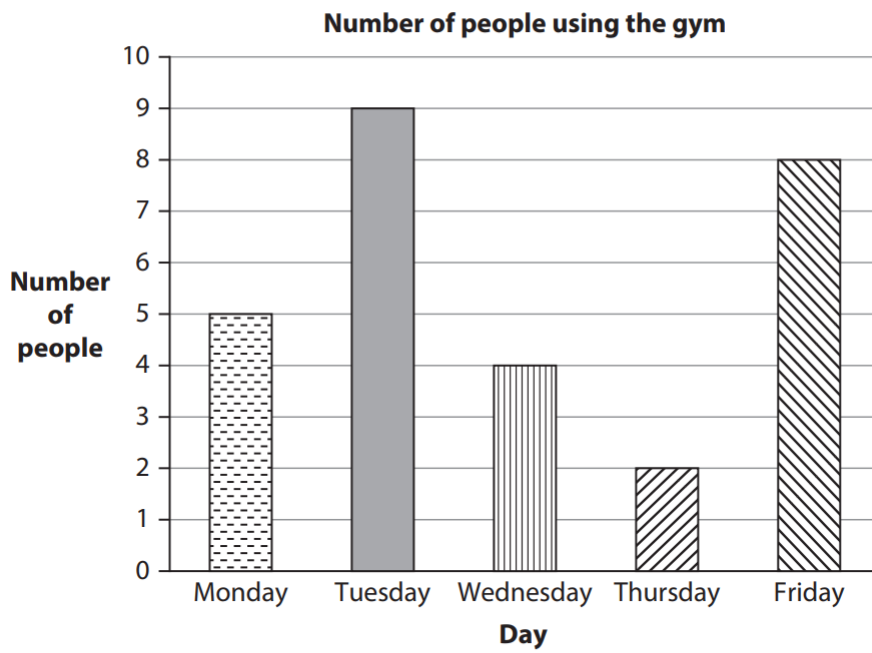


How many more people choose pizza than curry? (1)

Show your answer in the box below.

3.

Rita has a chart of the number of people using the gym.



How many more people use the gym on Tuesday than Thursday?

(1)

Show your answer here.

NCFE

4.

Seth works in the restaurant at the museum.

He keeps a tally of the meals he sells.

He sells 11 lamb meals.

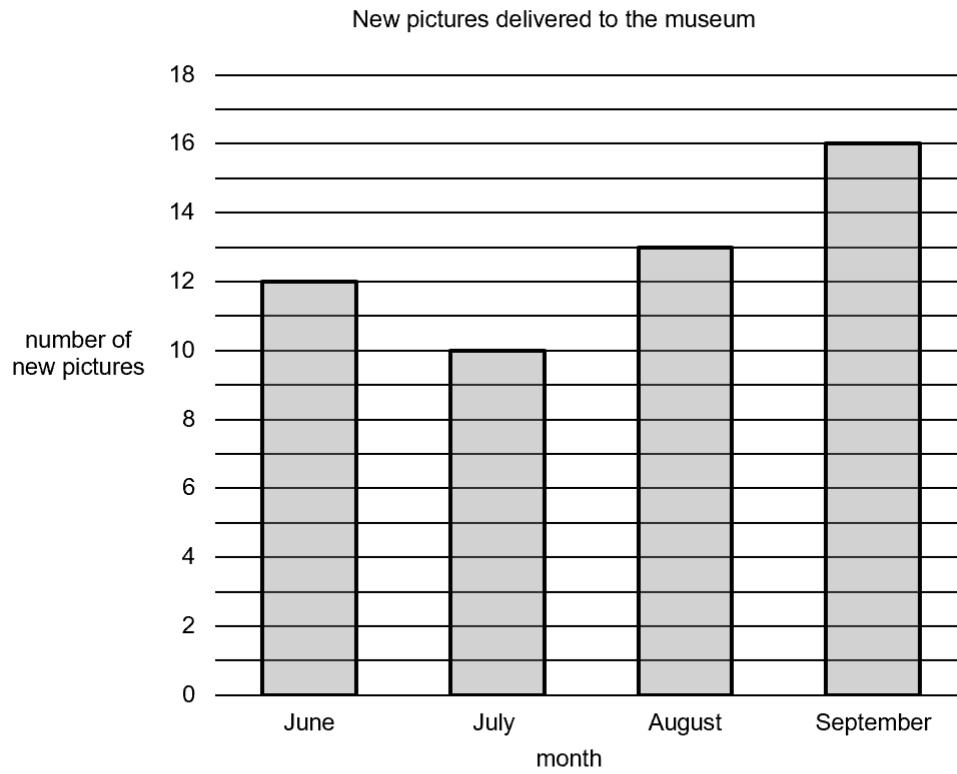
Complete the tally chart.

[1 mark]

Meal	Tally
pizza	### IIII
burger	### ### ###
chicken	### ### ### II
salad	### I
lamb	

5.

Elisha sees this chart in the museum.



How many new pictures were delivered in July?

[1 mark]



6.

Evie keeps a tally of items on the bakery shelf.

There are eight rolls on the shelf.

Complete the tally chart.

[1 mark]

Item	Tally
bread	
roll	
doughnut	
muffin	
bagel	

7.

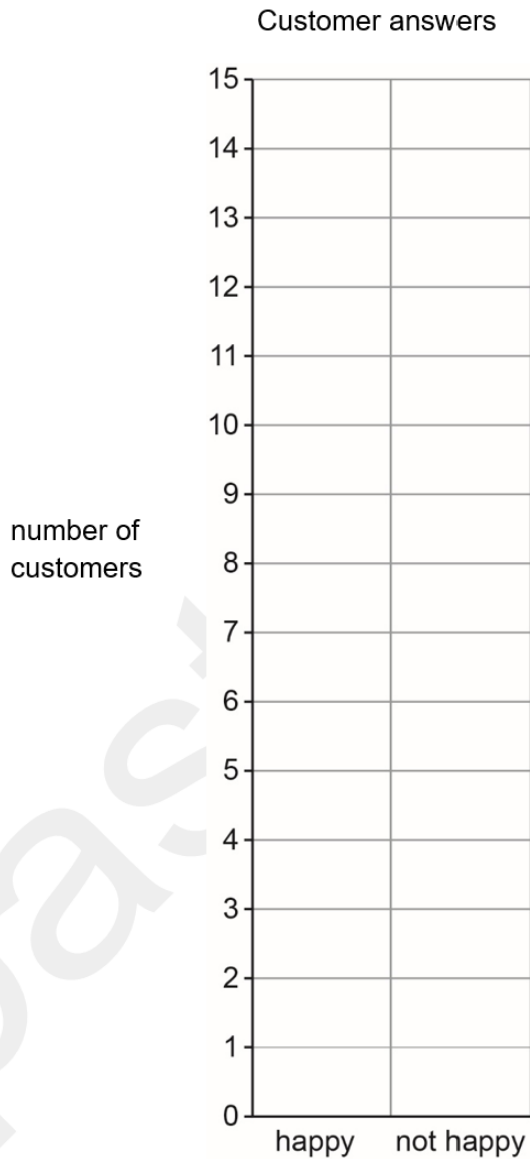
Evie asks some customers if they are happy with the shop.

Fourteen customers say they are happy.

Three customers say they are not happy.

Complete the block chart to show this.

[2 marks]



8.

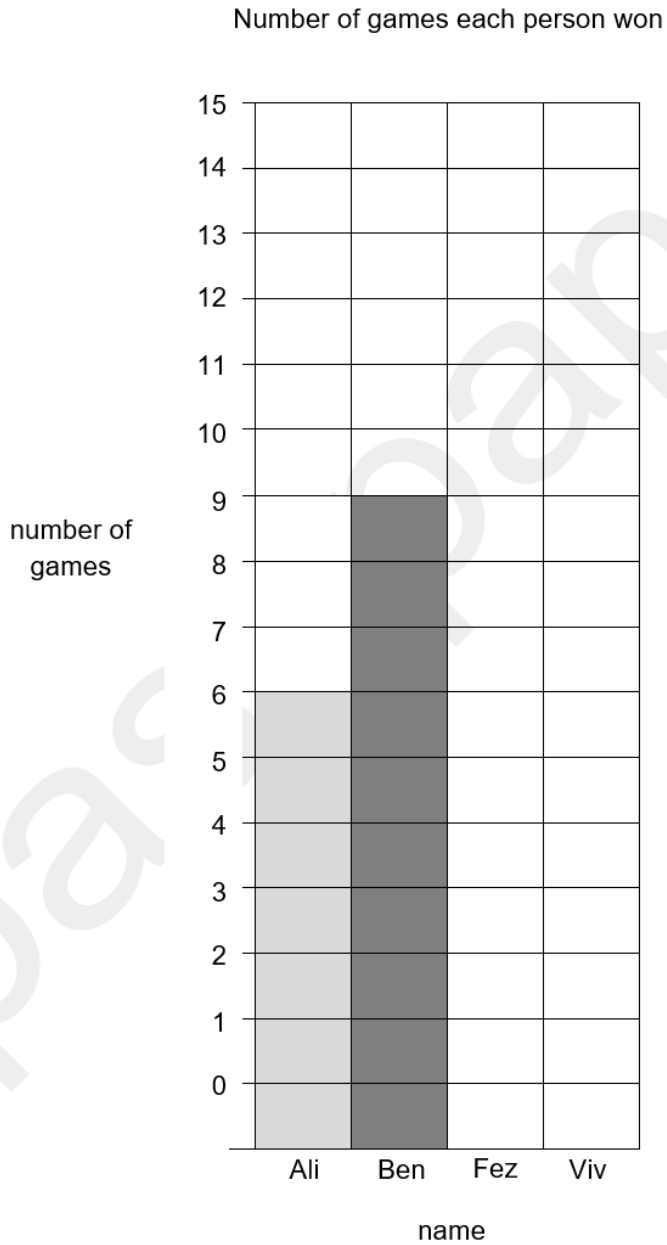
Fez draws a block chart to show the number of games each person won.

Fez won 12 games.

Viv won seven games.

Complete the block chart.

[2 marks]



9.

Rosie draws a block chart to show how her friends travel to school.

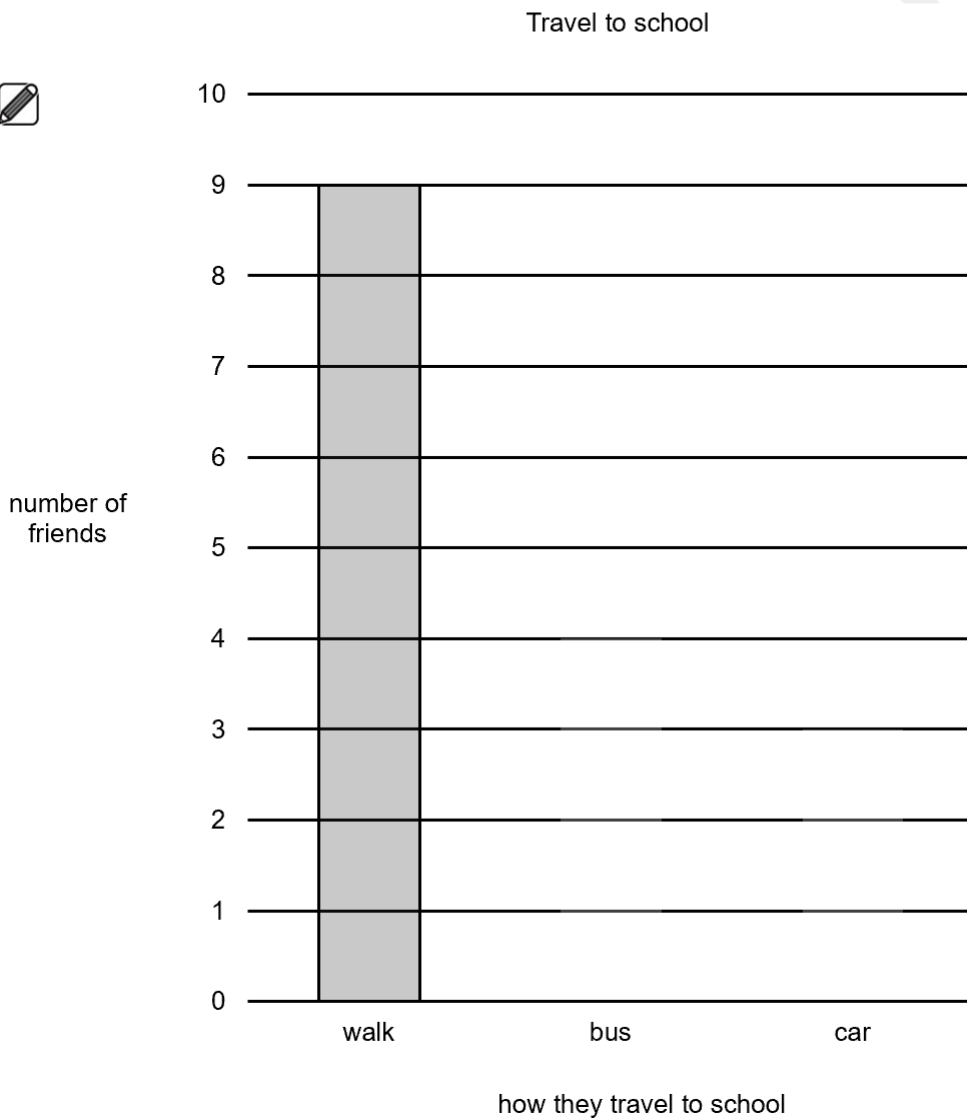
Nine friends walk to school.

Four friends get the bus.

Three friends go by car.

Complete the block chart.

[2 marks]



10.

Dylan keeps a tally of the jobs he does.

He cleans seven stables.

He cleans four saddles.

Complete the tally chart.

[2 marks]



clean stable	
fill water bucket	
feed horses	
clean saddle	

City & Guilds

11.a)

A baker wants a tally chart to show the number of biscuits that were left at the end of the day.

The trainee starts to draw the tally chart.

Biscuit	Tally
Lemon	
Cherry	
Nut	

These are the nut biscuits that were left.



Complete the tally chart.

2 marks

b)

How many **more nut biscuits** than **cherry biscuits** were left?

Show your working out.

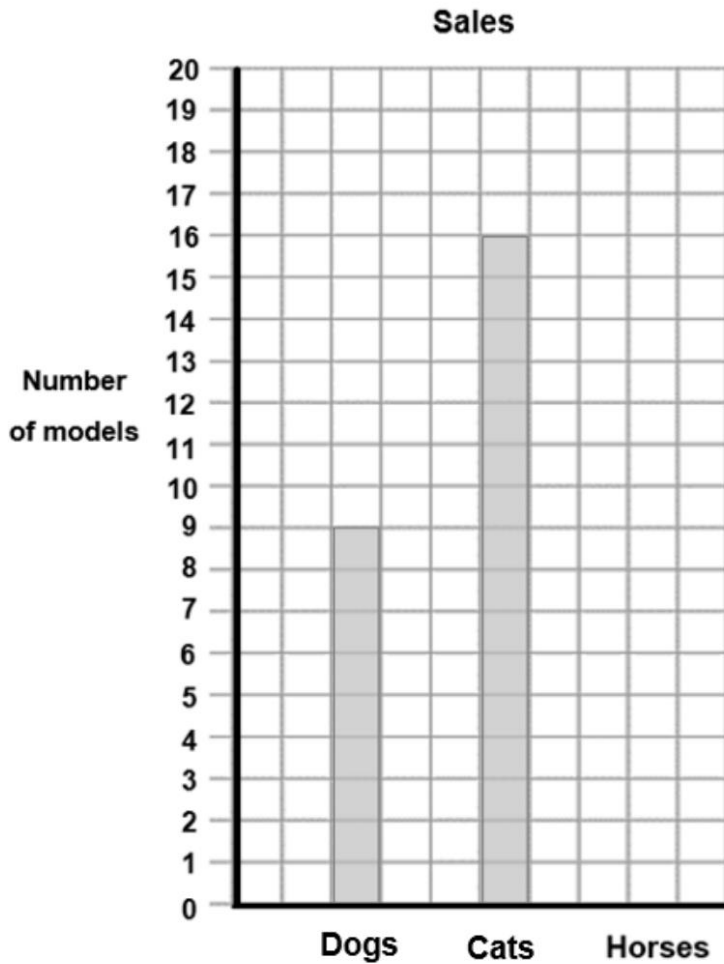
..... nut biscuits

2 marks

11.a)

The manager wants a chart to show the number of model animals sold last week.

The shop sold 19 horses last week.



Draw in the bar for **horses**.

1 mark

b)

State one thing that the chart shows about the numbers of different models sold.

.....

.....

1 mark

12.a)

The manager needs to know the number of mugs, bowls and plates sold last week.

His assistant starts to draw a tally chart to show this information.

This is the number of plates sold.



Item	Tally
Large mugs	
Small mugs	
Bowls	
Plates	

Complete the tally chart to show the number of plates sold.

2 marks

b)

The manager wants to know how many more small mugs were sold than large mugs.

What does his assistant tell him?

Space for working.

..... more small mugs were sold

2 marks

c)

The manager also wants to know how many bowls were sold.

What does his assistant tell him?

..... bowls were sold

1 mark

13.a)

A party planner gets this booking for a dinner party for 16 people.

Mains

5 Meat

9 Fish

2 Vegetarian

Dessert

7 Apple pie

4 Ice-cream

5 Fruit salad

He starts to make a tally chart to check the orders for the **Mains**.

Meat	/
Fish	
Vegetarian	

Complete the tally chart.

3 marks

b)

A chef needs to order the meat and fish three days **before** the dinner party on Saturday.

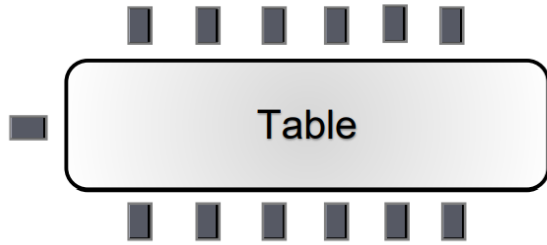
On what day should he order the meat and fish?


.....

1 mark

14.

The dinner party is for 16 people.
The party planner starts to draw a seating plan.



 = 1 chair





How many more chairs are needed?

.....

2 marks

15.

There are four bus stops at the bus station.

			
Bus stop A	Bus stop B	Bus stop C	Bus stop D
For bus numbers	For bus numbers	For bus numbers	For bus numbers
2 4	3 9 15	6 8	7 12

Which bus stop does bus number **nine** go from?
Tick one


- A Bus stop A
- B Bus stop B
- C Bus stop C
- D Bus stop D

1 mark

16.

A supervisor counts the number of people waiting at each bus stop.

This chart shows the number of people at each bus stop.



How many more people did the supervisor count at **bus stop A** than at **bus stop D**?

.....

1 mark

17.

This list is in the lift.

offices	are on Level 5
flight arrivals	are on Level 4
check in	is on Level 3
car park	is on Level 2
shops	are on Level 1
toilets	are on Level 0

What level is the car park on?

.....

1 mark

Open Awards

18.

Kimi has counted the number of recycled items.

Tin Cans	9
Plastic Bottles	3
Newspapers	7

a) How many items are there in total?

(2 marks)

b) Show the number of each item on the **block diagram** below.


(1 mark)

10			
9			
8			
7			
6			
5			
4			
3			
2			
1			
	Tin Cans	Plastic Bottles	Newspapers

19.

(1 mark)

Jo has these packets of seeds.



Record the number of seed packets in the tally chart below.

The first one has been done for you.

Seed Type	Tally
Carrots	
Peas	
Tomatoes	
Onions	